



# Virtual Design Master

Challenge 4:- Connecting To VPN

Gareth Edwards  
VIRTUALISEDFRUIT.CO.UK @GarethEdwards86

# Table of Contents

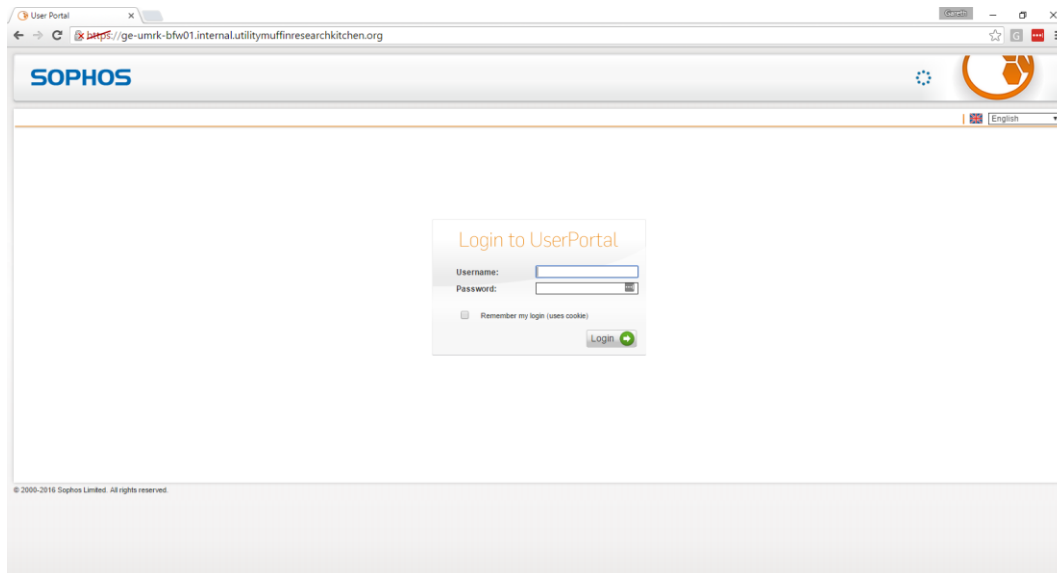
1) Connecting the VPN .....	2
a) Launch a browser .....	2
b) Select Remote Access.....	2
c) Install VPN.....	2
2) Accessing the passwords store .....	3
a) Download KeePass .....	3
b) Open KeePass .....	3
c) Keep it secure.....	3
d) Start using the passwords .....	3
Disclaimer .....	4
Revision History .....	4

# 1) Connecting the VPN

## a) Launch a browser

The UMRK VPN portal is at <https://ge-umrk-bfw01.internal.utilitymuffinresearchkitchen.org>

Login with your user (for judges this will be admin)



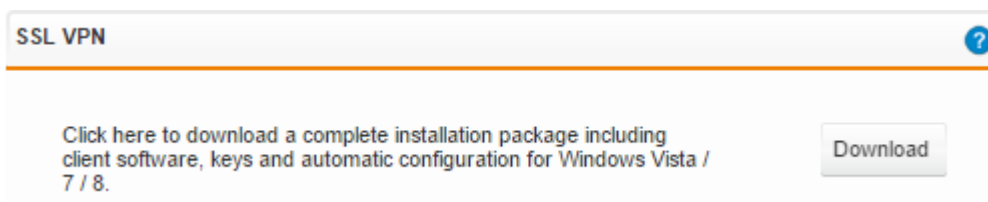
## b) Select Remote Access

To access the VPN download screen select remote access

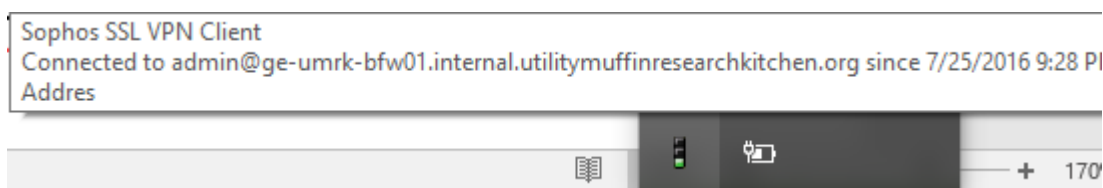


## c) Install VPN

Install the VPN by the top download button



Once installed this can be launched by the start menu or by the traffic lights on the notification pane. When you select connect use the same user and password you did for the user portal



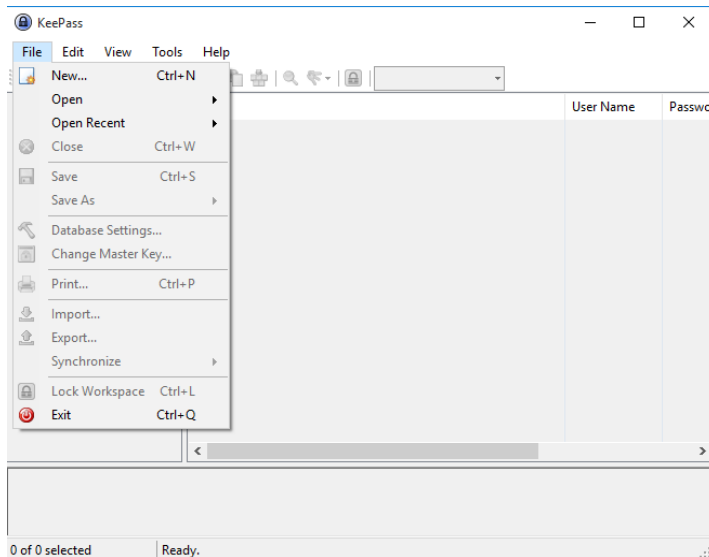
## 2) Accessing the passwords store

### a) Download KeePass

Download KeePass Professional from <http://keepass.info/download.html>

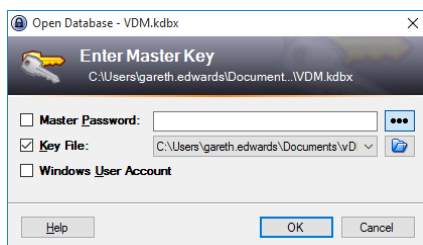
### b) Open KeePass

Open KeePass and select the VDM database from file open



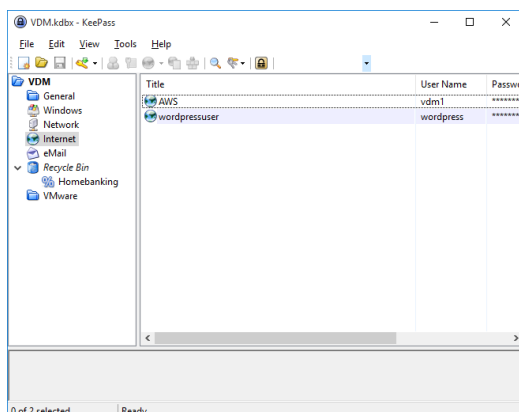
### c) Keep it secure

Input the password from the email and the triforce.txt file from GitHub



### d) Start using the passwords

Double click one of the entries to copy the password ready to paste in the window required. Each item has been separated where possible.



Challenge 4:- Connecting To VPN Gareth Edwards

## Disclaimer

The view expressed in this document are my own and do not necessarily reflect the views of my current, previous or future employer(s). This is a fictional design and some elements may not work correctly within your infrastructure. All data and information provided on this this document is for informational purposes only. I make no representations as to accuracy, completeness, currentness, suitability, or validity of any information throughout the document & will not be liable for any errors, omissions, or delays in this information or any losses, injuries, or damages arising from its display or use. All information is provided on an as-is basis.

## Revision History

Version	Performed By	Date / Time	Comment	Action
1.0	Gareth Edwards	25/07/2016	Release for submission	Release for submission

*End of document*